



HAND CUT STENCIL FILM

Hand Cut Stencil Film

ULANO S3S-STASHARP®

autotype SOLVENT GREEN

Solvent adhering knife-cut film on a 300-gauge polyester backing.

A high quality, solvent-adhering stencil film which can be used with water-based and white spirit thinned ink. SOLVENT GREEN is available on a clear .003" polyester base. The pale green coating offers excellent visibility for multi-coloured artwork.

SIZE	PRICE
41" x 300"	149.00
48" x 300"	179.00

SIZE	PRICE
41" X 394"	176.00

SOLVENT FILM ADHERING LIQUID
4 Litre 27.35

- EASY TO CUT
- EASY TO ADHERE
- EASY TO PEEL

ULANO Hand Cut Stencil Film

WATER SOLUBLE TYPE

autotype

ULANO® CUT GREEN is a hand-cut screen process film which can be adhered with plain water. No adhering solvents are necessary. Adhesion is excellent to all fabrics. The backing sheet is a high-transparency 3-mil polyester, affording smooth cutting and superior stick-back for corrections. A special adhesive layer provides easy peeling and removal of the backing sheet after drying. The emulsion layer is formulated to retain edge sharpness and to resist bleeding. Compatible with all inks, except those containing water.

AUTOCUT AMBER WATER SOLUBLE KNIFE-CUT FILM

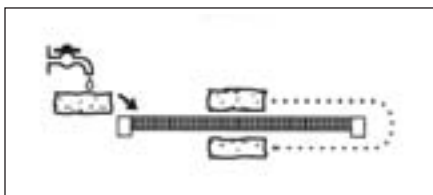
A tough, easy to use, water-adhering hand cut stencil film that resists all non-waterbased screen inks and solvents. AUTOCUT has a synthetic emulsion coated onto a .003" clear polyester base. It has a matte surface which accepts pencil guidelines and offers easy cutting and peeling.

SIZE	PRICE
44" X 300"	190.00

SIZE	PRICE
41" X 394"	229.00
48" X 394"	285.00

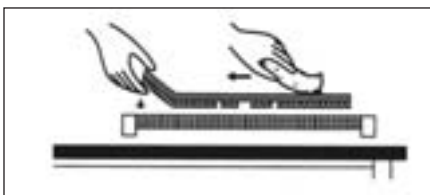
ULANO® CUT GREEN WATER SOLUBLE FILM

New Simplified Adhering Technique



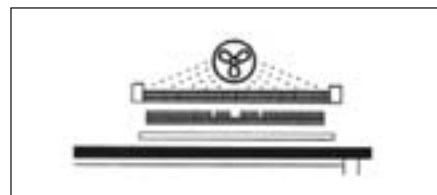
STEP 1 - PREPARATION

This technique requires a clean, well stretched screen. Using a clean sponge, thoroughly wet both sides of the fabric with water.



STEP 2 - ADHERING

Place the emulsion side of the cut stencil against the bottom of the wet screen. Using light pressure, move the wet sponge over the entire surface of the plastic backing to adhere the film to the fabric.



STEP 3 - DRYING

With the frame flat, blot the film from the squeegee side with newsprint. Peel off the backing sheet when the film is dry. The adhesive will remain on the backing sheet. A cold air fan may be used to speed drying.

autotype

MASKING FILMS - Ruby 3 AUTOTYPE

Ruby and Amber masking films from Autotype have been developed especially for screen printing applications. Leave it to the industry leader in the manufacture of stencil products to bring you a masking film this good.


ROLLS	
SIZE	PRICE
40" X 300"	92.00
48" X 300"	114.00
48" X 1968"	695.00

autotype

AUTOTYPE 5 mil. Masking film is a heavier gauge masking film for easier handling and is ideal for friction-fed plotters.

Ruby 5
40" x 300" - 147.00
48" x 300 - 178.00

HANDCUT MASKING FILM



MASKING FILMS
RED & AMBER