



PAINT TRAYS AND ROLLERS

GOLD LEAFING SUPPLIES


# PINTAR PAINT ROLLERS

## FOAM ROLLER SLEEVES

"Signwriters favourite" for coating out signs. Leaves a smooth finish with no lint. Disposable - Economical



|   |           |
|---|-----------|
| 3" Foam Sleeve (FM3303)                     | .89 each  |
| 3" Foam Roller with handle                  | 2.45 each |
| 7 1/2" Foam Sleeve (FM19003)                | 1.45 each |
| 9 1/2" Foam Sleeve (FM24003)                | 1.75 each |
| <b>10% Discount with 20 or more Sleeves</b> |           |



|                                      |
|--------------------------------------|
| <b>#952 TRAY</b>                     |
| 9 1/2" Metal Tray- 2 Litre 5.25 each |

|                               |
|-------------------------------|
| <b>#TL9 LINERS</b>            |
| 9 1/2" Plastic Liner .95 each |
| <b>(10% discount for 10)</b>  |

## MOBLEND SLEEVES

These are our best quality sleeves, made of the finest quality MOBLEND for maximum paint pick-up and even paint release. Rugged reusable phenolic cores resists chemicals and solvents. Fully combed and beveled pile for uniform finishes.

MOBLEND types are also good for use with epoxy and toluenes. (Short pile)



|  |           |
|--|-----------|
| 3" Red MOBLEND Sleeve (MH22)                 | .89 each  |
| 3" Red MOBLEND Sleeve w/handle (MH221)       | 1.30 each |
| 7 1/2" Red MOBLEND Sleeve (MH7514)           | 2.50 each |
| 9 1/2" Red MOBLEND Sleeve (MH9514)           | 3.15 each |
| <b>10% Discount with 20 or more Sleeves.</b> |           |

## CAGE HANDLES



|        |               |           |
|--------|---------------|-----------|
| 163003 | 3" Handle     | 1.65 each |
| 167566 | 7 1/2" Handle | 1.89 each |
| 169577 | 9 1/2" Handle | 2.25 each |


## WHITE MOBLEND SLEEVES

6 mm (1/4") pile for smooth surfaces. Ideal for semi-gloss and high gloss paints. Latex or Oil paints



|  |           |
|--|-----------|
| 3" White sleeve 1 1/2" core (D033LO)         | 1.25 each |
| 3" Cage type metal roller (163003)           | 1.65 each |
| <b>10% discount with 20 or more sleeves.</b> |           |

# GOLD LEAFING SUPPLIES



**GOLD LEAF** is sold by the book, and a book contains 25 leaves. The standard size for Gold Leaf is 3 3/8" x 3 3/8". A book of Gold Leaf will cover approximately 1 1/2 square feet; and 20 books will cover about 30 square feet (including some patchwork).

**BOOK**(25 leaves) **PACK** (20 Books)

**"FLORENCE" XX DEEP SURFACE GOLD LEAF 23 KARAT. (LOOSE)** used for raised letters, truck lettering, flat surface gilding and decorating. XX DEEP GOLD will not tarnish.

**"FLORENCE" XX DEEP PATENT GOLD LEAF 23 KARAT. (PATENT)** Same as the regular XX Deep, except that each leaf is adhered to a piece of white tissue that can be handled with the fingers. This Gold Leaf is recommended when gilding must be done outdoors, especially on a windy day.

**"GERMAN" GOLD LEAF 23 KARAT (LOOSE)** Same high quality as Italian leaf. Ideal for both interior and exterior sign and decorative application. Will not tarnish.

**"GERMAN" GOLD LEAF 23 KARAT. (PATENT)** Same as German Loose but supplied with individual tissue leaf for exterior gilding in the wind. Will not tarnish.

**COMPOSITION (DUTCH METAL) LEAF.** is an imitation of gold, and is used for interior decorating only. It will tarnish after a short period of service. The leaves are 5 1/2" x 5 1/2".

**SILVER LEAF** is purer than Sterling. It is a superior grade of Silver Leaf, to be used on glass work only, where it can be properly backed up and protected from the air. If used for other than glass, it will tarnish in a short time.

**ALUMINUM LEAF** is used wherever the colour of silver is desired, and is generally never used on glass. 5 1/2"x 5 1/2"

|                                       | Quote |         |
|---------------------------------------|-------|---------|
| -----                                 | Quote |         |
| -----                                 | Quote |         |
| "GERMAN" GOLD LEAF 23 KARAT (LOOSE)   | 75.00 | 1245.00 |
| "GERMAN" GOLD LEAF 23 KARAT. (PATENT) | 77.00 | 1275.00 |
| COMPOSITION (DUTCH METAL) LEAF.       | 9.80  | 168.00  |
| SILVER LEAF                           | 21.95 | 373.00  |
| ALUMINUM LEAF                         | 5.80  | 108.00  |

## GILDING BRUSHES


**Gilder's Tip-** Soft Camel hair. Especially for laying gold leaf.

**Luco L-100 - 4" wide x 2" out - 33.00**

### Water Size Brush

Extra, extra soft Ox Hair set in brass non-rust ferrules. Good Quality.

| Size   | Each  |
|--------|-------|
| 1"     | 40.00 |
| 1 1/2" | 66.00 |
| 2"     | 73.00 |



### FAST DRY GOLD SIZE #4008

Fast setting allows gilding to begin in one hour. Use with quill, brush, roller or spray.

1/2 Pint size - \$19.85



### Gold Leaf Techniques

This is the classic definitive guide to gold-leaf sign work. Written in 1961 and up-dated in 1998

by Kent H. Smith

170 pgs. 7" x 10"

4th edition softbound **41.95**



**"Rolco" Gold Size.** Quick drying, ready-to-gild in 1 to 3 hrs. Great for rush jobs. Drying action may be slowed by adding oil. Works well with gold or aluminum leaf. Colour may be added.

Pint size - \$19.85

**"Rolco" Oil Size.** Usually ready for gilding in 10-12 hrs. Holds tack for many hours thereafter, making it easier to obtain a more brilliant job.

Pint size - \$19.85